




















ELECTRICAL AUDIT CHECKLIST

Sponsored by **LEVITON**







Many electrocutions and electrical fires can be prevented by recognizing the warning signs and taking immediate action to resolve issues. The best way to discover what those issues may be in your home is to conduct a whole house electrical audit.

The experts at Leviton have compiled the following handy checklist that you and/or an electrician can follow*.

 What to Look For	Why It's Important—What Could Be Happening	How to Diagnose	Solution
 Are Your Outlets Grounded? (all rooms)	Ungrounded outlets present a risk of shock and can also damage major appliances and electronics. Note: Never replace an ungrounded outlet with a grounded one unless a ground wire is present.	Circuit Tester	 GFCI outlet
 Shock Protection Devices (Kitchens, bathrooms, laundry rooms, garage, outdoors)	To help protect you and your family from shock in areas near water sources, GFCI protection must be present.	Visual inspection for GFCI outlet or GFCI circuit breaker	 GFCI outlet
 Electrical Fire Protection Devices (All internal living areas except bathroom)	AFCI outlets can protect your home from an electrical fire.	Visual inspection for AFCI outlet or AFCI circuit breaker	 AFCI outlet
 Damaged Outlets (All interior rooms)	Any outlet that is cracked, shows wear, sparks when plug is inserted or feels warm or hot to the touch should be replaced with an AFCI outlet.	Visual inspection of outlet	 AFCI outlet
 Are Your Outlets Child-Safe? (All interior rooms)	Thousands of children are injured each year by inserting objects into open electrical outlets.	Visual inspection of outlets	 Tamper-resistant outlets
 Wallplates	Cracked, damaged or missing wallplates can be dangerous.	Visual inspection	 Wallplate
 Switches	Switches that spark or make a popping sound when actuated can pose a fire hazard.	Visual and audible inspection	 Decora switch
 Flickering Lights?	If your lights flicker often, it could be caused by loose wiring and could pose a potential fire hazard.	Visual inspection for flickering	 Evaluation by a pro

*Disclaimer: One should always follow/comply with local code requirements. With this list, we are making a general recommendation of what to look for, but local jurisdiction has final say on what is needed.

ELECTRICAL AUDIT CHECKLIST

 What to Look For	Why It's Important—What Could Be Happening	Diagnosis	Solution
<input type="checkbox"/> Lights Dimming?	If your lights momentarily dim when a large appliance such as an air conditioner or refrigerator starts up, this can be indicative of an overloaded circuit.	Inspection to determine cause	 Evaluation by a pro
<input type="checkbox"/> Circuit Breaker Tripping often?	A circuit breaker trips (or shuts off the electrical power) to protect the circuit from an overload. In many cases, this means there are simply too many power-consuming devices on the same circuit; you may need to redistribute the power-heavy devices to another circuit. But in some cases, a trip is caused by a short circuit, ground fault, or arc fault. It's always best to consult with an electrician to determine the cause and solution of frequent trips.	Professional diagnosis to determine the cause of the trips	 Evaluation by a pro
<input type="checkbox"/> Issues with Main Breaker or Transformer	If you lose power, permanently or temporarily, to half of the circuits in your house, you could have a fault in a main breaker, the transformer, or wiring from the transformer to your house. Consult an electrician immediately should this occur.	Professional diagnosis to determine cause and plan of action	 Evaluation by a pro
<input type="checkbox"/> Aged Load Center	Thanks to a multitude of electronic devices, cellphones, more powerful appliances, and other consumer electronics in the home, today's electrical needs are likely far greater than they were years ago—and your home's electrical panel should reflect this increased need.	Professional diagnosis to determine cause and plan of action	 Leviton Load Center
<input type="checkbox"/> Extension Cords	Improper use can possibly result in an electrical fire. <ul style="list-style-type: none"> ● Extension cords are for temporary use only; they are not a permanent solution. ● Frayed or worn extension cords must be replaced. ● Extension cords must never be run under carpet or high-traffic areas. ● Some extension cords are for indoor or outdoor use only. Be sure to use the correct cord. 	Visual inspection of all cords; if permanent power is needed, your electrician can discuss options for adding outlets	 Evaluation by a pro

*Disclaimer: One should always follow/comply with local code requirements. With this list, we are making a general recommendation of what to look for, but local jurisdiction has final say on what is needed.



For more information on residential electrical safety measures, visit www.leviton.com/homesafety

