



# Fiber Raceway System

Selection Guide

# Fiber Cable Management Made Easy

**Route, protect, and store fiber cabling with Leviton's Fiber Raceway System.** The easy-to-design, easy-to-configure, and easy-to-install cable management system provides a dedicated path for critical network cabling. Fiber Raceway is an ideal solution in data centers, head ends, telecom rooms, and wiring closets - virtually any application that requires fiber cable protection or segregation.

## Adapts to Any Application

Raceway components are available in four sizes and a wide variety of styles. Ducting is available solid or slotted, with or without covers; connecting components enable drop-offs and routing around obstacles. Mounting kits allow overhead, raised floor, and vertical installation.

## Preserves Fiber Integrity

High-impact thermoplastic construction ensures ample protection, rigidity, and support. Ducting won't sag under heavy cable loads, and accidental cable damage is prevented, minimizing network downtime. Plus, the system maintains a minimum bend radius of 30 mm at all times.

## Assembles Quickly and Easily

Ducting is easily cut to size with a mitre saw, and the system installs with only a screwdriver and other simple carpentry tools. Connection components, including vertical and horizontal outlets and hardware-free covers, snap together tool-free, saving time and money. Side drop-off kits can be added after initial installation anywhere along the raceway to accommodate new cable routing to racks and cabinets.

## Reduces Fire Damage

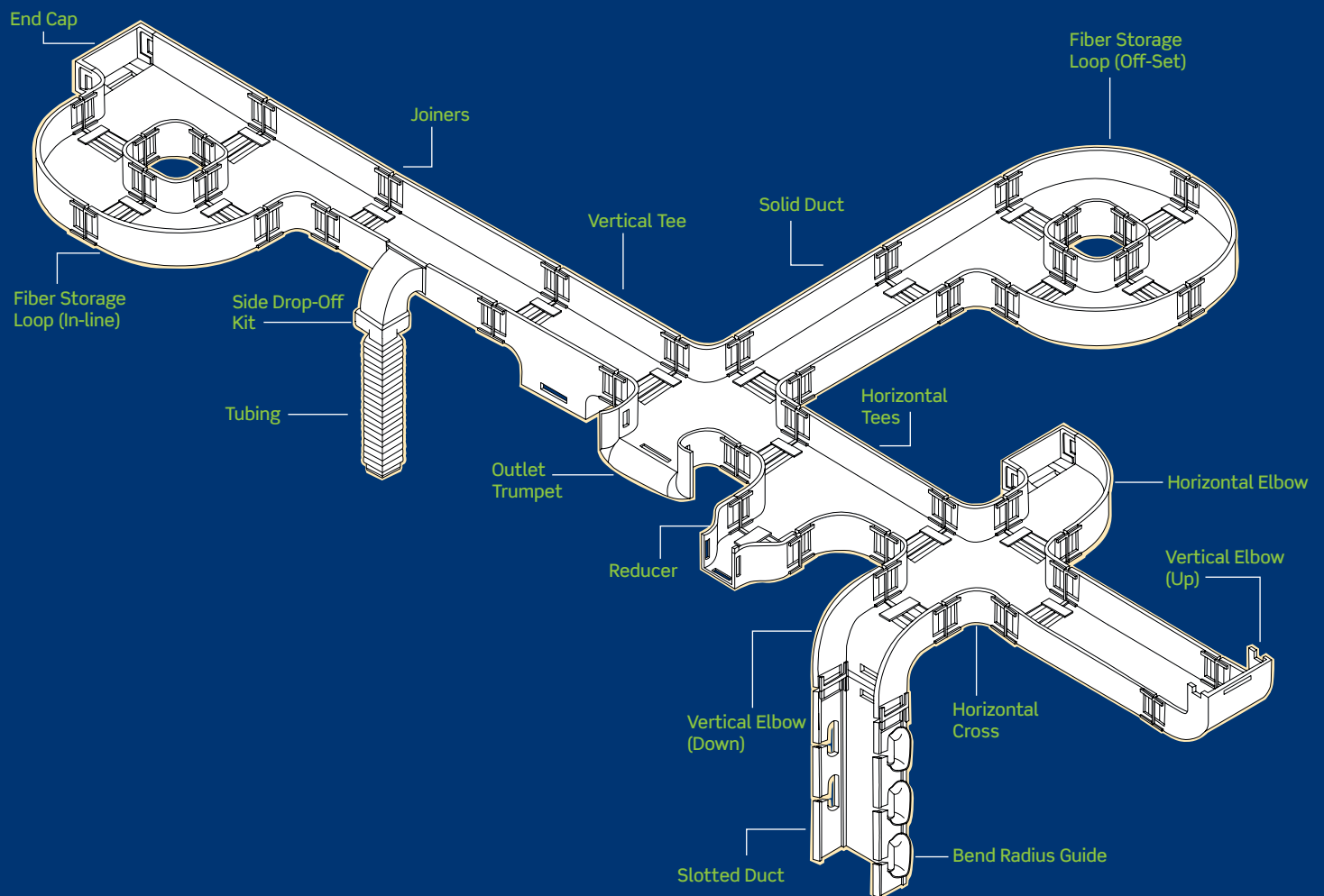
The Fiber Raceway System is UL 2024A listed for riser-rated telecommunications applications. In addition, raceway materials carry one of UL's highest flammability ratings, 94 V-0. They are also halogen-free and produce no corrosive acid or toxic gas emissions in the event of fire, making them ideal for sensitive environments from hospitals and nursing homes to telecom rooms and data centers.



# A Configuration for Every Application

## Imagine the possibilities.

Leviton's Fiber Raceway System has the flexibility to accommodate virtually any installation design. The perfect combination of components for your next project is just a page away.



# System Design & Selection



## 1 Create Installation Floor Plan

Include rack or cabinet size and position as well as ladder racks, cable trays, and other ducting (HVAC) and raceway supports. Identify fiber drops and fiber density at each drop location.

Work with Leviton's Applications, Data Center, or Specifications Engineers for assistance optimizing your installation design, or visit [www.leviton.com](http://www.leviton.com) for downloadable tools including Visio stencils and CAD drawings.

## 2 Select Raceway Size

Fiber Raceway Ducting is available in four sizes from 2" x 2" to 4" x 12". Select the size or sizes that fit the installation space and allow for growth and component additions.

Cable exit points and drop-offs are also available in several sizes. These components have less capacity than ducting of the same size; the system may need to be sized accordingly.

The recommended capacities listed below will help prevent cable crushing and resulting damage. Initial fill should be no more than 50% of capacity to accommodate future growth.

### Ducting and Components Capacity

Duct Size - inches		2 x 2			4 x 4			4 x 8			4 x 12		
Duct Size - mm		50 x 50			100 x 100			220 x 100			300 x 100		
Cable Size - mm		3	2-2.4	1.6-2	3	2-2.4	1.6-2	3	2-2.4	1.6-2	3	2-2.4	1.6-2
Capacity	Ducting	120	155	265	500	700	1200	1100	1500	2500	1500	2100	3600
	Ducting with Ramp-Off/Drop-Off	—	—	—	300	400	700	720	1000	1700	1120	1600	2800
	Vertical Tee - Horizontal Channel	120	155	265	500	700	1200	500	700	1200	1500	2100	3600
	Vertical Tee - Vertical/Drop-Off Channel	—	—	—	500	700	1200	500	700	1200	1100	1500	2500

### Convuluted Tubing Capacity

Tubing Size	1.5 in. round, split			2 in. square		
Optical Cable Size - mm	3	2-2.4	1.6-2	3	2-2.4	1.6-2
Capacity	24	30	50	120	155	265

## 3 Select Ducting

Solid ducts are available in all sizes and works well in a wide variety of installations. The slotted duct, available in 2" x 2" or 4" x 4" sizes, is ideal for carrying a high volume of pigtails or patch cords that must exit at multiple locations. All ducting sizes and styles are also available with snap-on or hinged covers for added protection.



Solid Duct with Snap-On Cover



Solid Duct with Hinged Cover



Slotted Duct

## 4 Select Transition Components

Raceway bends and other transition points require connecting components. For directional and elevation changes as well as routing around obstacles, choose from horizontal and vertical elbows, horizontal tees, reducers, and crosses. Use joiners to connect all ducting sections and other components. Secure all raceway endpoints with end caps.



Joiner




Vertical Elbow



Horizontal Tee



Horizontal Cross



Reducer



End Caps

## 5 Select Vertical Drops

Facilitate fiber routing into racks and cabinets at each drop location with vertical drop components. Choose side drop-off kits, bend radius guides, or vertical tees connecting to trumpets, tubing, or slotted raceway ducting.



Vertical Tee with Trumpet



Side Drop-Off Kit with Trumpet



Side Drop-Off Kit with Convoluted Tubing



Side Drop-Off Kit with Slotted Ducting and Radius Guides



Radius Guides



Side Cut-Out with Trumpet

## 6 Select Mounting Hardware

Fiber Raceway System ducting can be mounted on walls, ladder rack, or unistrut; or to the top of equipment racks or frames. Select an appropriate mounting method from the examples below. Space mounting brackets every three feet on straight sections, mounted as close to joiners as feasible.



Wall-Mounting Kit



Wall Extension Bracket



Duct-Mounting Bracket



Suspension Kit



Raised-Mounting Kit



Ladder Rack/Unistrut Mounting Kit



Mounting Bracket for Unistrut



Threaded Rod Side-Mount Bracket



Retrofit Support Bracket

## 7 Create Materials List


Complete part charts are listed on the following pages. Note part numbers and quantities for all needed raceway components. Be sure to include joiners, end caps, tubing, reducers, and mounting hardware. Order 10% more joiners, end caps, and brackets than anticipated to avoid shortages during installation.

For assistance creating a Bill of Materials contact our Applications Engineering department via phone or email. APPENG@Leviton.com 1-800-722-2082

# Ordering Guide

## Ducting & Bend Radius Guides

- Ducting is ideal for routing and supporting cables throughout fiber networks
- 6.5 foot sections can be hand cut to fit exact specifications
- Available in four sizes
- Slotted ducting is ideal for cable with varying exit locations
- Order with snap-on covers, hinged covers, or uncovered
- Use bend radius guides with slotted ducting to safely exit fiber from raceway



## Joiners

- Joiners create a rigid connection between ducting sections and other components
- Standard joiners install without tools; slotless joiners install using simple tools



## Vertical Elbows

- Connect horizontal raceway at different heights and route raceway around obstacles
- Retrofit styles allow easy addition of new fibers



## Vertical Tees

- Drop cables vertically from horizontal routes into frames or cabinets



## Horizontal Tees

- Branch off the duct and extend the fiber route



## Horizontal Elbows

- Change the direction of horizontal routes



## Horizontal Crosses

- Allow easy fiber routing in all directions for increased expansion and adaptability



	2" X 2"	4" X 4"	4" X 8"	4" X 12"
<b>DUCTING</b>				
Solid Duct	S2DCT-SDT	S4DCT-SDT	S8DCT-SDT	SWDCT-SDT
<b>[A]</b> Solid Duct and Cover	S2DCT-SDC	S4DCT-SDC	S8DCT-SDC	SWDCT-SDC
<b>[B]</b> Slotted Duct	S2DCT-DSL	S4DCT-DSL	—	—
<b>[C]</b> Solid Duct and Hinged Cover	S2DCT-DHC	S4DCT-DHC	S8DCT-DHC	—
Slotted Duct and Cover	S2DCT-DCS	S4DCT-DCS	—	—
Slotted Duct and Hinged Cover	—	S4DCT-SHC	—	—
<b>BEND RADIUS GUIDE</b>				
<b>[D]</b> Radius Guide (10 pack)	SRAGD-SLT	SRAGD-SLT	—	—
<b>JOINERS</b>				
<b>[E]</b> Slotted Joiner	S2JNR-SLT	S4JNR-SLT	S8JNR-SLT	—
<b>[F]</b> Slotless Joiner	—	S4JNR-SLS	S8JNR-SLS	SWJNR-SLS
<b>VERTICAL ELBOWS</b>				
Vertical Elbow 30° Down	S2VEL-30D	S4VEL-30D	S8VEL-30D	—
Vertical Elbow 30° Down and Cover	S2VEL-3DC	S4VEL-3DC	S8VEL-3DC	—
<b>[G]</b> Vertical Elbow 30° Down Retrofit	—	S4VEL-3DR	S8VEL-3DR	—
Vertical Elbow 30° Up	—	S4VEL-30U	S8VEL-30U	—
<b>[H]</b> Vertical Elbow 30° Up and Cover	—	S4VEL-3UC	S8VEL-3UC	—
Vertical Elbow 30° Up Retrofit	—	S4VEL-3UR	S8VEL-3UR	—
Vertical Elbow 45° Down	S2VEL-45D	S4VEL-45D	S8VEL-45D	SWVEL-45D
Vertical Elbow 45° Down and Cover	S2VEL-4DC	S4VEL-4DC	S8VEL-4DC	SWVEL-4DC
Vertical Elbow 45° Down Retrofit	—	S4VEL-4DR	S8VEL-4DR	—
Vertical Elbow 45° Up	—	S4VEL-45U	—	SWVEL-45U
Vertical Elbow 45° Up and Cover	S2VEL-4UC	S4VEL-4UC	S8VEL-4UC	SWVEL-4UC
Vertical Elbow 45° Up Retrofit	—	S4VEL-4UR	S8VEL-4UR	—
Vertical Elbow 90° Down	S2VEL-90D	S4VEL-90D	S8VEL-90D	SWVEL-90D
<b>[I]</b> Vertical Elbow 90° Down and Cover	S2VEL-9DC	S4VEL-9DC	S8VEL-9DC	SWVEL-9DC
Vertical Elbow 90° Down Retrofit	—	S4VEL-9DR	S8VEL-9DR	—
Vertical Elbow 90° Up	S2VEL-90U	S4VEL-90U	S8VEL-90U	SWVEL-90U
Vertical Elbow 90° Up and Cover	S2VEL-9UC	S4VEL-9UC	S8VEL-9UC	SWVEL-9UC
Vertical Elbow 90° Up Retrofit	S2VEL-9UR	S4VEL-9UR	S8VEL-9UR	—
Vertical Elbow 90° Up and Down Enclosed	—	S4VEL-9UD	S8VEL-9UD	—
<b>VERTICAL TEES</b>				
Vertical Tee	S2VTE-TEE	S4VTE-TEE	S8VTE-TEE	SWVTE-TEE
<b>[J]</b> Vertical Tee and Cover	S2VTE-TEC	S4VTE-TEC	S8VTE-TEC	SWVTE-TEC
Vertical Tee Retrofit	S2VTE-TER	S4VTE-TER	S8VTE-TER	—
<b>HORIZONTAL TEES</b>				
Horizontal Tee	S2HTE-TEE	S4HTE-TEE	S8HTE-TEE	SWHTE-TEE
<b>[K]</b> Horizontal Tee and Cover	S2HTE-TEC	S4HTE-TEC	S8HTE-TEC	SWHTE-TEC
<b>HORIZONTAL ELBOWS</b>				
Horizontal Elbow 30°	S2HEL-30D	S4HEL-30D	S8HEL-30D	—
<b>[L]</b> Horizontal Elbow 30° and Cover	S2HEL-3DC	S4HEL-3DC	S8HEL-3DC	—
Horizontal Elbow 45°	S2HEL-45D	S4HEL-45D	S8HEL-45D	SWHEL-45D
Horizontal Elbow 45° and Cover	S2HEL-4DC	S4HEL-4DC	S8HEL-4DC	SWHEL-4DC
Horizontal Elbow 90°	S2HEL-90D	S4HEL-90D	S8HEL-90D	—
<b>[M]</b> Horizontal Elbow 90° and Cover	S2HEL-9DC	S4HEL-9DC	S8HEL-9DC	SWHEL-9DC
<b>HORIZONTAL CROSSES</b>				
<b>[N]</b> Horizontal Cross	S2HCR-HCR	S4HCR-HCR	S8HCR-HCR	SWHCR-HCR
Horizontal Cross and Cover	S2HCR-HCC	S4HCR-HCC	S8HCR-HCC	SWHCR-HCC

Dimensions listed as H x W.  
Hinged cover for 2" x 2" ducting is in 8" sections.

	2" X 2"	4" X 4"	4" X 8"	4" X 12"
<b>STORAGE LOOPS</b>				
<b>[A]</b> Fiber Storage Loop Inline	S2FSL-INL	S4FSL-INL	S8FSL-INL	—
Fiber Storage Loop Offset	—	S4FSL-OFF	S8FSL-OFF	—
<b>SIDE DROP-OFF KITS</b>				
<b>[B]</b> Side Drop-Off Kit (for raceway ducting)	S2DRP-DCT	S4DRP-DRP	—	—
Side Drop-Off Kit (for round tube)	S2DRP-TUB	—	—	—
Side Drop-Off Kit (for square tube)	S2DRP-STB	—	—	—
Over-the-Top Side Drop-Off Kit	—	S4DRP-OTT	—	—
Outlet Trumpet	S2TRM-TRM	S4TRM-TRM	—	—
<b>END CAPS</b>				
<b>[C]</b> End Cap, Standard	—	S4END-CAP	S8END-CAP	—
End Cap, Slotless	—	S4END-CSL	S8END-CSL	SWEND-CSL
End Cap, (two) .75" diameter knockouts	S2END-20D	—	—	—
End Cap, (one) 1.5" diameter knockout	S2END-38D	—	—	—
End Cap, (one) 1.5" hole	S2END-38H	—	—	—
End Cap Tube Outlet for 2" Tube	S2END-OUT	—	—	—
<b>[D]</b> End Cap, (two) 1.75" diameter knockouts	—	S4END-46D	—	—
<b>[E]</b> End Cap, (two) 1.25" diameter knockouts	—	S4END-32D	—	—
<b>REDUCERS</b>				
Reducer to 2" x 2"	—	S4RDR-RDR	—	—
<b>[F]</b> Reducer to 2" x 2" & Cover	—	S4RDR-RDC	—	—
Reducer to 4" x 4" Horizontal Cross & Cover	—	—	S8RDR-RDC	—
Reducer to 4" x 4" Right Hand	—	—	S8RDR-RRH	—
Reducer to 4" x 4" Right Hand & Cover	—	—	S8RDR-RHC	—
Reducer to 4" x 4" Left Hand	—	—	S8RDR-RLH	—
Reducer to 4" x 4" Left Hand & Cover	—	—	S8RDR-LHC	—
Reducer to 4" x 8"	—	—	—	SWRDR-RDR
Reducer to 4" x 8" and Cover	—	—	—	SWRDR-RDC
<b>ADAPTERS TO MATE WITH ADC DUCTING*</b>				
Adapter Kit to ADC 4" Duct	—	—	S4ADP-ADC	—
Adapter Kit to ADC 4" Tee	—	—	S4ADP-TEE	—
Left Hand Adapter Kit to ADC 6" Duct	—	—	—	S8ADP-LAD
Right Hand Adapter Kit to ADC 6" Duct	—	—	—	S8ADP-RAD
<b>TUBING (PVC, NON UL 94V-0 MATERIAL)</b>				
<b>[G]</b> Round, 2" diameter, 39" length (yellow)				S50RT-01M
Round, 2" diameter, 78" length (yellow)				S50RT-02M
Round, 1" diameter, 78" length (grey)				S25RT-02M
Round, 1.5" diameter, 78" length (black)				S38RT-02M
Round, split, .75" diameter, 78" length (grey)				S20RS-02M
Square, 2", 14" length (yellow)				S50ST-350
<b>[H]</b> Square with cover, 2", 14" length (yellow)				S5STC-350
Square, 1.25", 14" length (yellow)				S30ST-350

Dimensions listed as H x W.

Contact inside sales at 800.722.2082 to order. Callers outside the US and Canada, please dial +1.425.486.2222.

## Fiber Storage Loops

- Organize excess patch cord lengths
- Available in two styles: inline for storing within the duct system and offset for outside the main duct



A

## Side Drop Off Kit

- Provide a safe exit for fiber cords at any point along ducting when dropping down to active equipment or work areas



B

## End Caps

- Snap into place to seal the open end of standard ducting; can easily be removed for future system modifications
- Available in two styles: solid-walled, or with knockouts for flexible tubing or fiber feedout



C

D, E

## Reducers

- Join varying ducting sizes together



F

## Adapters

- Used to connect Leviton Fiber Raceway System with other brands

## Tubing

- Manage fiber as it enters or exits equipment rack ducting
- Flexible/ribbed design allows for adjustment if drops cannot be positioned directly in line with equipment



G


Round tubing shown with drop-off kit (drop-off kit sold separately)



H

## Mounting Hardware

- Extensive selection enables Fiber Raceway installation above equipment racks and frames, under flooring, or on walls, ladder rack, or unistrut
- Several kit options for cutting and slotting duct during installation or upgrades



MOUNTING HARDWARE		
<b>[A]</b>	4" x 4" Wall-Mounting Kit	S4MNT-KIT
	4" x 8" Wall-Mounting Kit	S8MNT-KIT
<b>[B]</b>	4" x 4" Wall Extension Bracket (up to 10") Mounting Kit	S4EXT-KIT
	4" x 8" Wall Extension Bracket (up to 14") Mounting Kit	S8EXT-KIT
	2" x 2" Duct Mounting Bracket	S2DMB-000
<b>[C]</b>	4" x 4" Duct Mounting Bracket	S4DMB-000
	4" x 8" Duct Mounting Bracket	S8DMB-000
	4" x 12" Duct Mounting Bracket	SWDMB-000
	4" x 4", 4" x 8", and 4" x 12" Retrofit Support Bracket (for existing 1/2" threaded rod)	SWRFK-12R
<b>[D]</b>	4" x 4" Suspension Kit (with 3.3' rod)	S4SUS-KIT
	4" x 8" Suspension Kit (with 3.3' rod)	S8SUS-KIT
	4" x 12" Suspension Kit (with 3.3' rod)	SWSUS-KIT
	4" x 12" Suspension Kit (without rod)	SWSUS-WRD
	2" x 2" Raised Mounting Kit (for above or below cabinet)	S1RMK-000
<b>[E]</b>	4" x 4" Raised Mounting Kit (for above or below cabinet)	S4RMK-000
	4" x 8" Raised Mounting Kit (for above or below cabinet)	S8RMK-000
	4" x 12" Raised Mounting Kit (for above or below cabinet)	SWRMK-000
	2" x 2" Ladder Rack/Unistrut Mounting Kit	S1LRU-000
<b>[F]</b>	4" x 4" Ladder Rack/Unistrut Mounting Kit	S4LRU-000
	4" x 8" Ladder Rack/Unistrut Mounting Kit	S8LRU-000
<b>[G]</b>	5/8" Threaded Rod Side Mount Bracket (threaded rod not included)	SMH00-SMB
	2" Unistrut Bracket (for use with 4x4, 4x8, and 4x12 ducting)	SBRCK-000
	2x2 Duct Mounting Bracket Kit (for Unistrut or L-bracket)	SMH00-BSS
	2x2 Duct Mounting Bracket Kit (installs on front of rack or cabinet)	SMH00-RAN
	Under Floor Mounting Bracket (install on to concrete floor)	SUCFM-000
	Under Floor Mounting Kit (install on to raised floor stanchion)	SUFMK-000

Contact inside sales at 800.722.2082 to order. Callers outside the US and Canada, please dial +1.425.486.2222.

## Tools

- Several kit options for cutting and slotting duct during installation or upgrades
- Mitre boxes provide a stable channel for cutting ducting
- Cut-out tools prepare ducting for the addition of a Side Drop-off Kit



TOOLS		
	Mitre Box (for 2" x 2" Ducting)*	SMTRE-050
<b>[H]</b>	Mitre Box (for 4"x 4", 4"x 8", and 4"x 12" Ducting)*	SMTRE-300
<b>[I]</b>	2" Side Cut-Out Tool Kit (for use with 2" x 2" Side Drop-Off Kits)**	S2CUT-TOL
	4" Side Cut-Out Tool Kit (for use with 4" x 4" Side Drop-Off Kits)**	S4CUT-TOL
<b>[J]</b>	2" x 2" End Slot Tool (for use with 2" x 2" ducting when ducting is cut to length)	SSL0T-050
	4" x 8" End Slot Tool (for use with 4" x 4" and 4" x 8" ducting when ducting is cut to length)	SSL0T-200

Contact inside sales at 800.722.2082 to order. Callers outside the US and Canada, please dial +1.425.486.2222.

<b>USA</b>	<b>Asia Pacific</b>	<b>Canada</b>	<b>Europe</b>	<b>Latin America</b>	<b>Middle East &amp; Africa</b>
<b>Network Solutions Headquarters</b>	+852 3620 2602	+1 (800) 461 2002	+44 (0) 1592 772124	MX: +52 (55) 2128 6286	+971 (4) 247 9800
+1 (800) 722 2082	infoAPAC@leviton.com	infoCanada@leviton.com	infoEurope@leviton.com	LATAM: +52 (55) 2333 5963	infoMEA@leviton.com
infoUSA@leviton.com				infoLATAM@leviton.com	
<b>Leviton Berk-Tek Cable:</b>					
+1 (800) 237 5835					
berktek.info@leviton.com					

Network Solutions products are available worldwide in over 100 countries. Visit us online at [leviton.com/ns](http://leviton.com/ns) to learn more.