

# Berk-Tek LANmark-1000 Enhanced Category 6 Patch

LANmark-1000 is an ANSI/TIA/EIA Enhanced Category 6 verified cable that is ideal for Gigabit Ethernet applications. Exceptional electrical characteristics include: PSNEXT, PAELFEXT, ELFEXT, RL and LCL/TCL/EL TCTL (balance). LANmark-1000 was the first cable in the industry which set requirements for cable balance. Cable balance helps protect the network from the damaging effects of outside noise sources.

## DESCRIPTION

### Construction

24 AWG, stranded tinned copper wire insulated with polyethylene. Two insulated conductors twisted together to form a pair and four such pairs cabled to form the basic unit, jacketed with flame-retardant PVC.

### Standards

North American: ANSI/TIA-568.2-D, UL 444 and C22.2 No. 214-02

International: ISO/IEC 11801-2nd Edition Category 6, EU Directive 2002/95/EC (RoHS)

### Flame Rating

Patch-UL 1581, CM, IEC 332-1

UL Listed

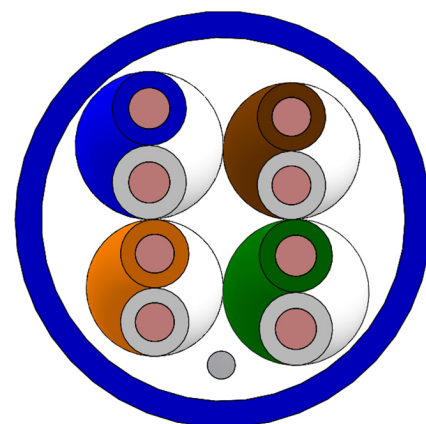
### Features

- Full power sum performance
- Documented balance characteristics (LCL, LCTL)
- ELT verified to ANSI/TIA-568.2-D

### Benefits

- Optimal support for Gigabit Ethernet with headroom
- Power sum characterization gives highest performance for existing applications
- Addition of balance requirements improves overall cable performance and reduces transmission errors
- Characterized to 500 MHz, 250 MHz greater than the standard

**Country of Origin: USA**



## STANDARDS

**International** ISO/IEC 11801

**National** ANSI/TIA 568.2-D;  
UL 444

# Berk-Tek LANmark-1000 Enhanced Category 6 Patch

## CHARACTERISTICS

### Construction characteristics

Type of cable	UTP
---------------	-----

### Dimensional characteristics



Length per reel	1000.0 ft
Number of pairs	4

### Usage characteristics

Field of application	Indoor
Category	Cat. 6
Fire safety	CM

## PRODUCT LIST

Part Number	Description	Colour	Packaging
 10032678	LANmark-1000 Patch	Grey	Reel
 10032679	LANmark-1000 Patch	White	Reel
 10032690	LANmark-1000 Patch	Red	Reel
 10033898	LANmark-1000 Patch	Orange	Reel
 10032693	LANmark-1000 Patch	Green	Reel
 10032680	LANmark-1000 Patch	Blue	Reel
 10032681	LANmark-1000 Patch	Yellow	Reel
 10032691	LANmark-1000 Patch	Violet	Reel
 10032692	LANmark-1000 Patch	Black	Reel
 10032700	LANmark-1000 Patch	Pink	Reel

 = Make to order,  = In stock

## TECHNICAL DATA - PHYSICAL

updated 052015

Technical Data - Physical			Color Code		
			Pair-1	White/Blue	Blue
Conductor	24 AWG Stranded Tinned Copper		Pair-2	White/Orange	Orange
Conductor diameter-in. (mm)	0.024	(0.61)	Pair-3	White/Green	Green
Insulated Conductor Diameter- in. (mm)	0.04	(1.02)	Pair-4	White/Brown	Brown
Cable diameter-in. (mm)	0.224	(5.69)	Temperature Rating		
Nominal cable weight-lb./kft. (kg/km)	25	(37)			
Max. installation tension-lb. (N)	25	(110)	Installation	0°C to +50°C	
Min. bend radius-in. (mm)	1	(25.4)	Operation	-20°C to +75°C	

# Berk-Tek LANmark-1000 Enhanced Category 6 Patch



## PARAMETRIC MEASUREMENTS

Mutual Capacitance	5.2 nF/100 m max. @ 1 KHz
DC resistance	9.09 Ohms/100 m max.
Skew	45 nsec/100 m max.
Pair to ground Unbalance	330 pF/100 m max.
Velocity of Propagation	68% nom.
DC Resistance Unbalance:	5% max.

## TECHNICAL DATA - ELECTRICAL

FREQ MHz	SRL (dB)	RL (dB)	IL (dB/100m)	PS-NEXT (dB)	NEXT (dB)	ELFEXT (dB)	PS-ELFEXT (dB)	LCL/TCL (dB)	EL TCTL (dB)
	min.	min.	max.	min.	min.	min.	min.	min.	min.
1	26.0	20.0	2.4	73.3	75.3	68.8	65.8	50.0	35.0
4	26.0	23.6	4.5	64.3	66.3	56.7	53.7	44.0	23.0
10	26.0	26.0	7.1	58.3	60.3	48.8	45.8	40.0	15.0
16	26.0	26.0	9.0	55.3	57.3	44.7	41.7	38.0	10.9
20	26.0	26.0	10.1	53.8	55.8	42.7	39.7	37.0	9.0
31.25	25.0	25.0	12.7	50.9	52.9	38.9	35.9	35.1	5.1
62.5	23.5	23.5	18.4	46.4	48.4	32.8	29.8	32.0	—
100	22.5	22.5	23.6	43.3	45.3	28.8	25.8	30.0	—
200	21.0	21.0	34.6	38.8	40.8	22.7	19.7	27.0	—
250	20.5	20.5	39.2	37.3	39.3	20.8	17.8	26.0	—
350	19.8	19.8	47.4	35.2	37.2	17.9	14.9	—	—
500	19.0	19.0	58.3	32.8	34.8	14.8	11.8	—	—

IMPORTANT: Berk-Tek performance guarantees are based on swept-frequency testing and apply to all frequencies for the entire specified frequency range and are not limited to the tables of data shown which are presented to demonstrate our guarantees at “representative” frequencies. Values above 350 MHz are provided for engineering information. Limited Combustible version also available. Other jacket colors available.

## SUPPORTED CATEGORY 6 APPLICATIONS

STANDARD	APPLICATION	SPEED
IEEE 802.3	1000BASE-T	1 Gb/s
TIA/EIA-854	1000BASE-TX	1 Gb/s
ATM	155Mb/s	155 Mb/s
IEEE 802.3	100BASE-TX	100 Mb/s
CDDI		100 Mb/s
IEEE 802.3	10BASE-T	10 Mb/s
IEEE 802.3 af	PoE	1 Gb/s
IEEE 802.3 at	PoE+, Type 1 & 2	1 Gb/s

## SELLING INFORMATION

PLEASE NOTE: In the interest of product improvement, Berk-Tek may make improvements or changes in the products, the programs or services described at any time without notice. Additionally, the information contained herein may include typographical errors or technical inaccuracies. Changes will be periodically made to address any such issues.