

Berk-Tek LANmark Industrial Medium-Duty Ethernet Cables enable the expansion and integration of Ethernet into the Industrial environment. With over 50 years of manufacturing expertise, you can be sure these Industrial Cables will perform both mechanically and electrically. With its 600V AWM design, PVC jacket, cold-bend performance, and resistance to oil, this cable is suitable for light-duty, static, industrial applications. Additionally, the stranded conductors also help maintain performance in a high-vibration environment. It is rated CMR and CMX Outdoor, so it easily transitions from indoor to outdoor environments and is also suitable for cable tray installations.

DESCRIPTION

Construction


24 AWG stranded tinned copper wire insulated with HDPE. Two insulated conductors twisted together to form a pair and two such pairs to form the basic unit, enclosed by polyester tape, with PVC jacket.

Related Standards

Low Voltage - EU Directive 2014/35/EU, CE Approved

RoHS - EU Directive 2011/65/EU

PoE+ - Type 2 (802.3at)



STANDARDS

International ISO/IEC 11801

National ANSI/TIA-568.2-D;
UL 444

Ratings		
Description	Method	
Listed Type	UL1666	CMR
Listed Type	UL444	CMX Outdoor
Oil Resistance	UL1277 11.2	I (60°C)
Sunlight Resistance	UL444 7.12	Yes (300 hrs)
Attributes		
Description	Method	
AWM Style	UL758	2463 (600V, 80°C)
Cold Bend	UL444 7.10	-40°C
Installation Pull Tension (Max):		
Bend Radius: > 3 inch	Internal	40 lbs.
Bend Radius: > 0.96 inch	TIA 568-C.0	25 lbs.
Abrasion	UL2556 7.10	75 cycles/1.5 lb. load

CHARACTERISTICS

Construction characteristics

Conductor material	24 AWG Stranded Tinned Copper (7/32)
Insulation	HDPE
Jacket Material	PVC
Core Tape	Polyester
Filler	Polypropylene

Dimensional characteristics

Insulated conductor diameter (Nominal)	0.04 in
Average jacket thickness	0.03 in
Minimum jacket thickness at any point	0.024 in
Cable diameter (Nominal)	0.24 in
Nominal cable weight	26 lb/kft
Length per reel	1000.0 ft

Electrical characteristics

Mutual capacitance	5.6 nF/100m max.
DC Resistance (max.)	9.38 Ohm/100m
DC resistance unbalance (max.)	5 %
Nominal velocity of propagation	66 %
Maximum pair to ground unbalance	330 pF/100m



Transmission characteristics



Skew (max.)	45 ns/100m
Insertion loss de-rating factor	1.2

Usage characteristics

Minimum Bending Radius - Install	0.96 in
Recommended installation temperature range	-20 .. 80 °C
Recommended operating temperature range	-40 .. 80 °C
Recommended storage temperature range	-40 .. 80 °C
Maximum cable length	83 m

PRODUCT LIST

Part Number	Description	Packaging	Colour
 11099209	LANmark-B585 Cat 5e 2-Pr PVC	Reel	Teal
 11102378	LANmark-B585 Cat 5e 2-Pr PVC	Reel	Black

 = Make to order,  = In stock

LANMARK-B585 - TECHNICAL INFORMATION

Electrical Characteristics		
Parameter	Frequency	Equation
RL (dB)	1-10 MHz	$20+5*\text{Log}(F)$
	10-20 MHz	25
	20-100 MHz	$25-7*\text{Log}(F/20)$
Insertion Loss (dB/100m)	1-100 MHz	$(1.967*\sqrt{F}+0.023*F+0.050/\sqrt{F})*1.2$
NEXT (dB)	1-100 MHz	$35.3-15*\text{Log}(F/100)$
PS-NEXT (dB)	1-100 MHz	$32.3-15*\text{Log}(F/100)$
ACR (dB/100m)	1-100 MHz	NEXT - Insertion Loss
PS-ACR	1-100 MHz	PS-NEXT - Insertion Loss
ACRF (dB)	1-100 MHz	$23.8-20*\text{Log}(F/100)$
PSACRF (dB)	1-100 MHz	$20.8-20*\text{Log}(F/100)$
Propagation Delay	1-100 MHz	$534+(36/\sqrt{F})$
Transmission Characteristics		
Description		
ISO/IEC 11801		Category 5
ANSI/TIA-568.2-D		Category 5e
Color Code		
Pair-1	White/Orange	Orange
Pair-2	White/Green	Green