

Berk-Tek LANmark-C637 Cordset - Cat 6A, SF/UTP TPE, RJ-RJ, IP20 Rated



Berk-Tek LANmark Industrial cordsets enable the expansion and integration of Ethernet into machines, sensors, PLC/DCS networks and various industrial environments. With over 50 years of cable manufacturing experience, Berk-Tek offers best-in-class Industrial Ethernet cables that perform reliably in industrial harsh conditions, leading to maximum production uptime and efficiency.

DESCRIPTION

With its high bandwidth Category 6A performance, shielded design, high flex life, 600V AWM and durable TPE jacket resistant to abrasion, oil, UV light and weld spatter, this assembly is ideal for interconnecting devices, robotics and high resolution video in machines, C-track chains and HMI equipment. This cable is also rated CMR and CMX outdoor, so it transitions easily from indoor to outdoor environments. This cordset is available in various lengths.

Related Standards:

UL 444 and C22.2 No. 214.02

CE Approved: EU Directive 2014/35/EU (Low Voltage)
EU Directive 2011/65/EU (RoHS)
PoE+ - Type 2 (802.3at)
TIA 1096
UL 94 - V0

Agency Ratings		
Description	Method	
Listed Type	UL1666	CMR
Listed Type	UL444	CMX Outdoor
AWM Style	UL758	2463 (600V, 80°C)



STANDARDS

International ISO/IEC 11801

National ANSI/TIA-568.2-D;
UL 444; UL 94 V0

CHARACTERISTICS








Construction characteristics


Type of cable	SF/UTP
Conductor material	26 AWG Stranded Tinned Copper (7/34)
Filler	HDPE Cross Filler
Insulation	HDPE
Jacket Material	TPE
Braid	Tinned copper - 75% optical coverage
Shielding	Aluminum/Polyester
Core Tape	Foamed polypropylene
Connector type	RJ 45
Load Bar	Polycarbonate
Contacts	Copper Alloy with Gold Plating
Plug Body	Polycarbonate
Wire Aligner	Polycarbonate
Connector Orientation	Straight
Wiring type	EIA / TIA568B
Boot/Strain Relief	Polycarbonate
Connector Shielding	Copper Alloy with Nickel Plating

Dimensional characteristics

Insulated conductor diameter (Nominal)	0.034 in
Average jacket thickness	0.03 in
Minimum jacket thickness at any point	0.024 in
Cable diameter (Nominal)	0.29 in
Nominal cable weight	40 lb/kft
Number of pairs	4

PRODUCT LIST

Part Number	Description	Colour	Length [m]
 11104114	LANmark-C637 Cordset - Cat 6A, RJ-RJ, IP20 Rated, 1 ft. (0.3m)	Teal	0.3
 11104119	LANmark-C637 Cordset - Cat 6A, RJ-RJ, IP20 Rated, 10 ft. (3m)	Teal	3
 11099857	LANmark-C637 Cordset - Cat 6A, RJ-RJ, IP20 Rated, 2m	Teal	2
 11104116	LANmark-C637 Cordset - Cat 6A, RJ-RJ, IP20 Rated, 3 ft. (0.91m)	Teal	0.9
 11104117	LANmark-C637 Cordset - Cat 6A, RJ-RJ, IP20 Rated, 4 ft. (1.2m)	Teal	1.2
 11099858	LANmark-C637 Cordset - Cat 6A, RJ-RJ, IP20 Rated, 5m	Teal	5
 11104118	LANmark-C637 Cordset - Cat 6A, RJ-RJ, IP20 Rated, 6 ft. (1.8m)	Teal	1.8

 = Make to order,  = In stock

MICE CHARACTERISTICS*

Mechanical

Characteristic	Value	Method
Torsion (+/- 270°)	3 million cycles	Internal
Trailing Chain: 10x OD	1 million cycles	Internal
Trailing Chain: 20x OD	10 million cycles	Internal
Tick-Tock (+/- 90°)	1 million cycles	Internal
Abrasion Resistance	75 cycles	UL 2556 7.10 (1.5 lb. load)
Cold Bend	-40°C	UL 444
Minimum Bend Radius (Static)	1.16 in	TIA 568-C.0
Connector Mating Cycles	750 insertions max	

Ingress

Characteristic	Value	Method
Weld Spatter Resistant	Yes	Internal
IP Rating (Connector)	20	IEC 60529

Climatic and Chemical

Characteristic	Value	Method
Oil Resistance	II (75°C)	UL 1277 12.2
UV Resistance	720 hours	UL 444 7.22
Storage Temperature	-40°C - 80°C	Internal
Static Operating Temperature	-40°C - 80°C	Internal

Electromagnetic

Characteristic	Value	Method
Transmission Performance	Category 6A	ANSI/TIA 568.2-D
Transfer Impedance	Grade 2	Internal
Coupling Attenuation	Type 1	IEC 61156-1
Mutual Capacitance (Maximum)	5.6 nF/100m	
DC Resistance (Maximum)	9.38 Ohm/100m	
DC Resistance Unbalance (Maximum)	4%	
Nominal VoP	68%	
Pair-to-ground Unbalance (Maximum)	330 pF/100m	
Skew (Maximum)	45 ns/100m	
Power over Ethernet	PoE+ Type 2	IEEE (802.3at)
Insertion Loss De-rating Factor	1.5	

*Characteristics apply to cable only except where connector is specified.

4-PAIR COLOR CODE

Color Code

Pair-1	White/Blue	Blue
Pair-2	White/Orange	Orange
Pair-3	White/Green	Green
Pair-4	White/Brown	Brown